


How to check in for your video visit

- 1 Use a computer or device with camera/microphone



PC and Mac
Chrome | Firefox | Safari



Android
Chrome

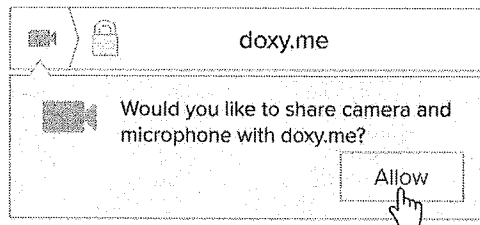


iOS
Safari


- 2 Enter your clinician's doxy.me web address into the browser



- 3 Allow your browser to use your webcam and microphone



- 4 Type in your name and click check in



- ✓ Secure
- ✓ No software to download
- ✓ HIPAA compliant
- ✓ No registration needed

- 5 Your care provider will start your visit

Call Tips

- Make sure you have a good internet connection
- Restart your device before the visit
- Test your camera and mic from the waiting room
- Need help? Send us a message @ <https://doxy.me>